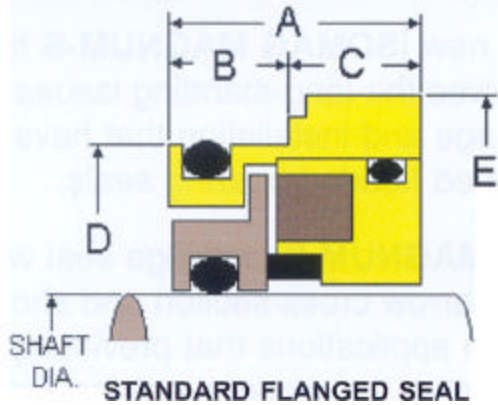




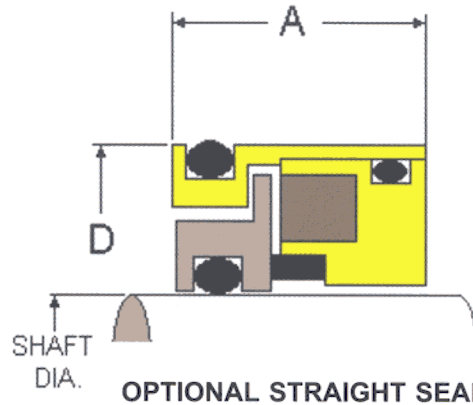
MAGNUM - S

DURABLE BY DESIGN

CARTRIDGE BEARING SEAL



STANDARD FLANGED SEAL



OPTIONAL STRAIGHT SEAL

INCH SIZE SEALS

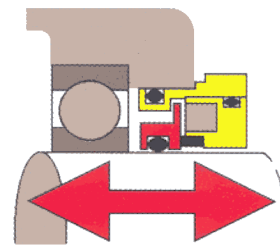
SHAFT DIA.	A	B	C	D min. bore	E
.750" to 2.000"	.685	.310	.375	SHAFT + .750	BORE + .200
2.062" to 2.500"	.740	.340	.400	SHAFT + .750	BORE + .200
2.562" to 10.000"	.900	.500	.400	SHAFT + 1.000	BORE + .200
10.062" to 13.000"	1.125	.500	.625	SHAFT + 1.500	BORE + .200

METRIC SIZE SEALS

SHAFT DIA.	A	B	C	D min. bore	E
20 to 50 mm	17.4	7.9	9.5	SHAFT + 19.05	BORE + 5.08
51 to 63 mm	18.8	8.6	10.2	SHAFT + 19.05	BORE + 5.08
64 to 255 mm	22.9	12.8	10.2	SHAFT + 25.40	BORE + 5.08
256 to 330 mm	28.6	12.8	15.9	SHAFT + 38.10	BORE + 5.08

SPECIFICATIONS

ROTARY FACE	: HT 17-4 PH
STATIONARY FACE	: TFE COMPOSITE
STATOR	: BRONZE std.
ADAPTER	: BRONZE std.
ELASTOMERS	: VITON std.
MAGNETS	: RARE EARTH
<i>Optional materials available</i>	
MAX OPERATING CONDITIONS	
OPERATING TEMP	: 300 F
PRESSURE	: 20 PSIG
SPEED Lubricated	: 12, 000 FPM
SPEED Dry	: 4,000 FPM



**HANDLES AXIAL
SHAFT MOVEMENT**

Multi - National Distribution



ISOMAG Corp.
11871 Dunlay Ave.
Baton Rouge, LA 70809

Phone: 225-752-0926
Fax: 225-756-3141
Website: isomag.com